

**LESBIAN, GAY, BISEXUAL,
TRANSGENDER AND
QUEER GRANTMAKING**
by **U.S. FOUNDATIONS**

CALENDAR YEAR

'10

MISSION

Funders for LGBTQ Issues seeks to mobilize philanthropic resources that enhance the well-being of lesbian, gay, bisexual, transgender and queer communities, promote equity and advance racial, economic and gender justice.

ACKNOWLEDGEMENTS

Research: Nancy Cunningham

Design: RD Design

Funders for LGBTQ Issues would like to thank the funders who made this research and publication possible.

We also extend our thanks to the grantmakers that responded to our requests for data, entrusting us with their information and allowing a closer look into the realities of our sector.

FUNDERS FOR LGBTQ ISSUES STAFF

Bryan E. Glover, Communications Officer

Nancy Ordovery, Program Director

Marvin Webb, Operations Manager

Karen Zelermyer, President & CEO

116 East 16th Street, 7th Floor

New York, NY 10003

Tel 212-475-2930

Fax 212-475-2532

www.lgbtfunders.org

www.lgbtracialequity.org

INTRODUCTION

Following the huge negative impact of the economic downturn on philanthropy in 2009 – marked by an even greater decline in support of lesbian, gay, bisexual, transgender and queer (LGBTQ) communities – giving to LGBTQ issues showed a modest increase in 2010. In this, our 9th year of mapping the amount and character of such grantmaking, *Lesbian, Gay, Bisexual, Transgender and Queer Grantmaking by US Foundations (2010)* reveals that support for LGBTQ communities increased from \$93.5 million to \$97.2 million, an increase of 3.9 percent from 2009. These funds were distributed by 318 U.S.-based grantmakers who collectively awarded 3,457 grants to LGBTQ organizations and projects around the world.

The 2010 report contains some positive indicators as well as some that continue to challenge our sector. Along with the modest increase in support of LGBTQ issues overall, this year marks the first time since we've been tracking data that organizations serving LGBTQ people of color or addressing issues of race received the highest level of support by population served. Moreover, grants dollars increased by 12 percent to the lesbian community and by 24 percent to gay men. Though the number of transgender-focused *grants* increased, the amount of total *dollars* to transgender issues decreased by 5 percent, and support to bisexual-focused issues remained at zero for the second year in a row.

In 2007, Funders for LGBTQ Issues launched its LGBTQ Racial Equity Campaign. One of the Campaign's primary goals was to increase the amount of funding reaching LGBTQ communities of color from 9 percent, our 2007 benchmark, to no less than 15 percent by the end of 2010. This year's report documents people of color-focused grantmaking at 14.1 percent of total LGBTQ foundation dollars. While this increase is substantial, especially given the current economy, we did not reach our goal. In the context of a U.S. population that is 28 percent people of color¹ (and growing rapidly) and which has historically received less support, it is clear that our work to promote greater equity in the distribution of LGBTQ dollars remains critical, both for the populations themselves, and for the collective strength and prosperity of our entire community.

On a positive note, two indicators suggest that support is reaching an increasingly diverse array of grantees: one is that funding to the top 10 LGBTQ grantees decreased from 33 percent to 20 percent of total dollars granted; the other is that there was a 17 percent increase in dollars supporting local organizations and a 43 percent increase for those supporting international organizations. However, an additional challenging indicator is that funding for general operating support decreased by 24 percent in 2010. Given the importance of general support to organizations often challenged to cover basic overhead and to have the flexibility to respond to issues as they occur, this is a troubling trend. Finally, as in previous years, over half (56%) of the total LGBTQ dollars granted came from just 10 foundations.

Thus, the continued work to increase the diversity of LGBTQ funding and to advocate for greater numbers of foundations to support LGBTQ issues remains urgent. We hope that this report gives you pause to celebrate our successes, inspires your ongoing work and challenges us all to think about ways to grow the pool, fill the gaps and ensure that no one is left behind.

Karen

Karen Zelermyer, *President and CEO, December 2011*

¹ USA QuickFacts from the US Census Bureau, quickfacts.census.gov/qfd/states/00000.html (Accessed November 15, 2011)

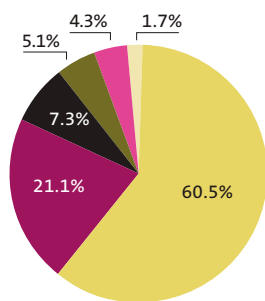
FINDINGS:

LGBTQ GRANTMAKING BY U.S. FOUNDATIONS (2010)

1 In 2010, 318 U.S.-based foundations awarded 3,457 grants supporting LGBTQ organizations and projects totaling \$97,189,139 million — a 3.9 percent increase in dollars from 2009. An additional 52 grants totaling \$12,385,386 was awarded to public foundations and non-profit organizations for regranting purposes.² For the third year in a row during the time of our research, LGBTQ grantmaking represented more than 0.2 percent of all U.S. foundation dollars awarded in a single year.³

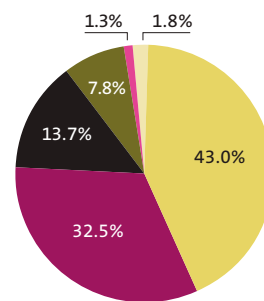
2 Similar to previous years, independent foundations provided the most LGBTQ dollars (60%) while public foundations provided the most LGBTQ grants (43%).

**DISTRIBUTION BY FOUNDATION TYPE,
LGBTQ DOLLARS, 2010**



- Independent Foundations (\$58,834,488)
- Public Foundations (\$20,487,909)
- Other (\$7,072,445)
- Corporate Foundations / Corporate Giving Programs (\$4,976,384)
- Community Foundations (\$4,133,423)
- Nonprofits (\$1,684,490)

**DISTRIBUTION BY FOUNDATION TYPE,
LGBTQ GRANTS, 2010**



- Public Foundations (1,507)
- Independent Foundations (1,140)
- Community Foundations (480)
- Corporate Foundations / Corporate Giving Programs (273)
- Other (45)
- Nonprofits (62)

² To avoid double counting of regranting dollars and to best assess the ultimate beneficiaries of the grantmaking, we allocate monies to the organizations responsible for regranting (and not the original source of funding). When that information is not available, we credit the dollars to the primary funding source.

³ "LGBTQ grantmakers" includes grantmakers that are focused exclusively on LGBTQ issues and grantmakers that incorporate LGBTQ giving into their broader portfolios.

3

The combined funding from the top 10 LGBTQ grantmakers, by total dollars, represented 56 percent of the total LGBTQ dollars — six percentage points higher than in 2009.⁴ The top 10 LGBTQ grantmakers, by total grants, accounted for 43 percent of all LGBTQ grants, similar to 2009. There were 4 grants between \$1,000,000 and \$1,500,000 and 16 grants between \$500,00 and \$999,999.

TOP 10 LGBTQ GRANTMAKERS, BY TOTAL DOLLARS, 2010

	CITY, STATE	TOTAL DOLLARS
Arcus Foundation	New York, NY	\$16,234,896
Ford Foundation	New York, NY	8,040,000
Anonymous		6,802,445
Gill Foundation	Denver, CO	6,743,300
Evelyn and Walter Haas Jr., Fund	San Francisco, CA	6,563,000
Pride Foundation	Seattle, WA	5,276,355
Tides Foundation	San Francisco, CA	3,124,642
H. van Ameringen Foundation	New York, NY	2,381,000
Paul Rapoport Foundation	New York, NY	2,328,300
Astraea Lesbian Foundation for Justice	New York, NY	2,075,752

TOP 10 LGBTQ GRANTMAKERS, BY TOTAL GRANTS, 2010

	CITY, STATE	TOTAL GRANTS
Horizons Foundation	San Francisco, CA	240
Equity Foundation	Portland, OR	218
Astraea Lesbian Foundation for Justice	New York, NY	201
Stonewall Community Foundation	New York, NY	154
Arcus Foundation	New York, NY	149

(continued on next page)

⁴ These numbers do not include regranting dollars from Arcus Foundation (\$1,120,000) Anonymous (\$4,980,000), Ford Foundation (\$500,000), Gill Foundation (\$830,000), Haas, Jr. Fund, Evelyn and Walter(\$1,430,000).

CONTINUED: TOP 10 LGBTQ GRANTMAKERS, BY TOTAL GRANTS, 2010

	CITY, STATE	TOTAL GRANTS
Wells Fargo Foundation	San Francisco, CA	138
Gill Foundation	Denver, CO	122
Pride Foundation	Seattle, WA	121
David Bohnett Foundation	Los Angeles, CA	93
Tides Foundation	San Francisco, CA	87

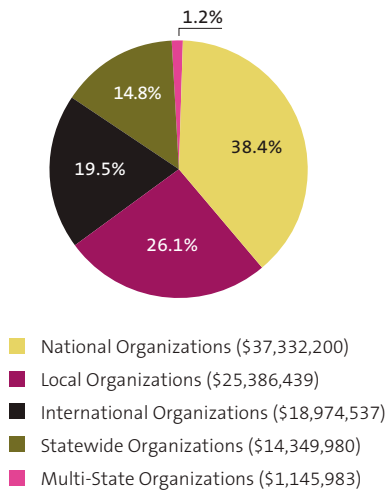
4 Ten nonprofit organizations received one-fifth of all LGBTQ dollars granted in 2010, down from one-third in 2009. One of the 10 is based outside the US. The other nine are all US based organizations, one of which does some international LGBTI work.

TOP 10 LGBTQ GRANTEES, BY DOLLARS RECEIVED, 2010

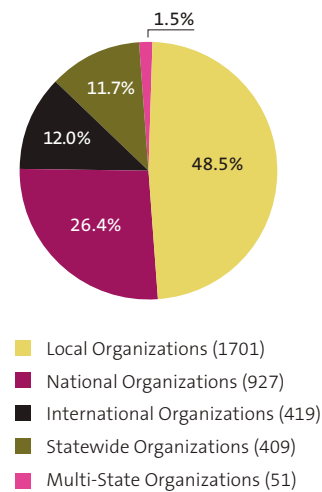
National Gay and Lesbian Task Force	\$3,575,716
Gay & Lesbian Alliance Against Defamation	3,066,108
Lambda Legal Defense and Education Fund	2,845,000
Astraea Lesbian Foundation for Justice	2,581,686
Services and Advocacy for GLBT Elders (SAGE)	1,799,200
Heartland Alliance For Human Needs & Human Rights	1,471,000
Human Rights Campaign Foundation	1,233,950
Gay-Straight Alliance Network	1,055,036
Gay, Lesbian and Straight Education Network	1,006,326
Center for Study and Research in Collective Health	1,000,000

5 As with previous years, national organizations received the majority of LGBTQ dollars while local organizations received the majority of LGBTQ grants.

**DISTRIBUTION BY GEOGRAPHIC FOCUS,
TOTAL LGBTQ DOLLARS, 2010**

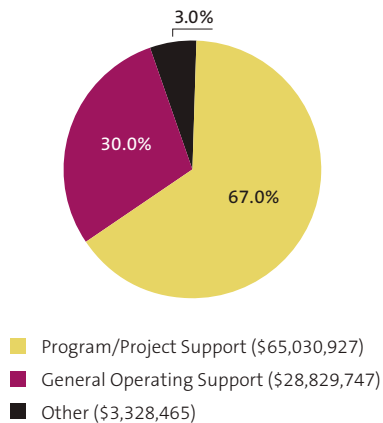


**DISTRIBUTION BY GEOGRAPHIC FOCUS,
TOTAL LGBTQ GRANTS, 2010**

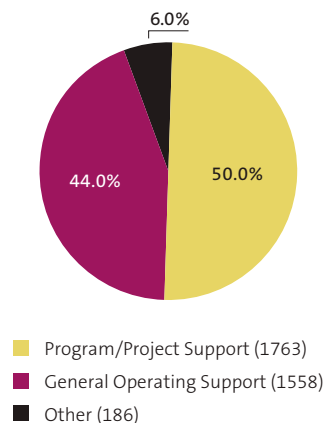


6 Program support received the most LGBTQ dollars (67%), up from 58 percent in 2009, and the most grants (50%), a change from 2009 when general operating support received the most grants.

**DISTRIBUTION BY TYPE OF SUPPORT,
LGBTQ DOLLARS, 2010**



**DISTRIBUTION BY TYPE OF SUPPORT,
LGBTQ GRANTS, 2010**



7

For the first time since LGBTQ grants data tracking began, organizations that focus on LGBTQ people of color and issues of race received the highest level of support from grantmakers (among the various LGBTQ sub-groups addressed by nonprofits) followed closely by children and youth.

DISTRIBUTION BY PRIMARY POPULATION FOCUS, LGBTQ GRANTMAKING, 2010

	TOTAL DOLLARS	% OF TOTAL DOLLARS	TOTAL GRANTS
All LGBTQ	\$53,636,289	55.19%	2122
Lesbians	4,075,402	4.19	246
Transgender/Gender Nonconforming	3,073,938	3.16	139
Gay Men	4,291,577	4.42	217
Other Sexual Minorities	41,520	0.04	5
Bisexuals	-	-	-
LGBTQ, General	42,153,853	43.37	1515
All People of Color	13,735,248	14.13	322
People of African Descent	4,374,145	4.50	79
Asian/Pacific Islanders	1,194,123	1.23	40
Hispanic/Latina/Latino	1,662,731	1.71	57
Native American/Two Spirit	128,586	0.13	11
People of Color, General	6,375,663	6.56	135
Children & Youth	13,389,808	13.78	713
General Population	3,945,211	4.06	59
Other	5,575,282	5.74	106
Aging/Elderly/Senior Citizens	2,377,245	2.45	79
Immigrants/Newcomers/Refugees	2,341,836	2.41	25
Poor/Economically Disadvantaged	419,606	0.43	16
Military/Veterans	1,057,798	1.09	37
Incarcerated/Formerly Incarcerated	435,450	0.45	9

(continued on next page)

CONTINUED: DISTRIBUTION BY PRIMARY POPULATION FOCUS, LGBTQ GRANTMAKING, 2010

	TOTAL DOLLARS	% OF TOTAL DOLLARS	TOTAL GRANTS
Men, General	-	-	-
People with Disabilities	68,366	0.07	10
Women, General	-	-	-
Sex Workers	207,000	0.21	9

8 Fourteen percent of grant dollars awarded went to LGBTQ people of color (POC) organizations and projects, four percentage points higher than in 2009.

POC LGBTQ GRANTMAKERS AT 15% OR MORE OF ANNUAL GIVING, 2010

(through 5 or more grants)

	% OF TOTAL DOLLARS	TOTAL POC LGBTQ DOLLARS	TOTAL POC LGBTQ GRANTS
Paul Rapoport Foundation	100%	\$2,328,000	11
Asian Americans/Pacific Islanders in Philanthropy	100	270,000	7
Delaware Valley Legacy Fund	70	43,700	8
Liberty Hill Foundation	62	459,618	18
Open Society Institute	52	620,000	6
Elton John AIDS Foundation	48	785,000	9
Horizons Foundation	44	580,102	41
PFund Foundation	35	34,500	5
Community Foundation of Southeastern Michigan	34	109,874	13
Astraea Lesbian Foundation for Justice	34	705,742	37
Arcus Foundation	21	3,404,494	34
David Bohnett Foundation	19	316,500	7
H. van Ameringen Foundation	18	430,000	9
Evelyn and Walter Haas Jr., Fund	16	1,050,000	9

9 Among the various strategies utilized by LGBTQ organizations and projects, advocacy received the most support from grantmakers.⁵

DISTRIBUTION BY STRATEGY USED, LGBTQ GRANTMAKING, 2010

	TOTAL DOLLARS	% OF TOTAL DOLLARS	TOTAL GRANTS
Advocacy	\$31,098,192	32.00%	785
Direct Service	11,230,263	11.56	608
Research	7,882,296	8.11	103
Organizational Capacity Building	6,903,095	7.10	165
Litigation	6,726,327	6.92	198
Public Education	5,524,026	5.68	80
Multi-Strategy	5,135,754	5.28	211
Leadership Development	4,270,852	4.39	233
Community Organizing	3,141,737	3.23	109
Training/Technical Assistance	3,041,357	3.13	98
Arts and Cultural Work	2,345,650	2.41	371
Electronic Media/Online Services	2,297,482	2.36	52
Philanthropy	2,196,733	2.26	94
Film/Video/Radio Production	1,692,948	1.74	81
Conferences/Seminars	1,252,155	1.29	141
Fundraising Event	1,060,486	1.09	138
Other	817,951	0.85	7
Publications	233,545	0.25	14
Matching Grant	178,090	0.19	9
Curriculum Development	160,200	0.16	10

⁵ "Strategies" refers to the methods used by organizations to accomplish their goals (e.g. advocacy, public education, community organizing).

10 Grantmaking support for civil rights/human rights efforts far surpassed philanthropic support for the other issues being addressed by LGBTQ organizations and projects.⁶

DISTRIBUTION BY ISSUE ADDRESSED, LGBTQ GRANTMAKING, 2010

	TOTAL DOLLARS	% OF TOTAL DOLLARS	TOTAL GRANTS
Civil Rights	\$18,000,532	18.52%	551
Human Rights	11,360,958	11.69	256
Multi-Issue	11,130,527	11.45	554
Marriage/Civil Unions	8,621,426	8.87	123
HIV/AIDS	6,957,449	7.16	230
Religion	6,438,567	6.62	97
Health	5,970,858	6.14	245
Education/Safe Schools	5,654,778	5.82	273
Community Building/Empowerment	3,963,719	4.08	382
Homophobia	3,182,858	3.27	76
Visibility	2,673,102	2.75	183
Philanthropy	2,649,950	2.73	128
Anti-Violence	2,437,488	2.51	100
Strengthening Families	1,965,678	2.02	67
Gender Identity	1,628,035	1.68	101
Housing	1,555,317	1.60	66
Labor/Employment	1,458,220	1.50	28
Military	1,057,798	1.09	37
Other	481,879	0.50	10
Unspecified	-	-	-

Note: Methodology for this report is available at www.lgbtfunders.org.

⁶ “Issues” refers to the subject areas that organizations are addressing (e.g. civil rights, education, health).

APPENDIX

2010 LIST OF LGBTQ GRANTMAKERS IN THE U.S.

	TOTAL GRANTS	TOTAL DOLLARS
Adam Foundation	3	\$5,500
Aetna Foundation	9	157,000
AHS Foundation	3	50,000
Akron Community Foundation	11	26,435
Alcoa Foundation	1	2,750
Alphawood Foundation	8	230,000
American Express Company & Foundation	2	46,250
American Jewish World Service	53	777,065
American Psychological Foundation/LGBT Research Scholarships	3	42,000
amfAR, Foundation for AIDS Research	38	664,620
Andersen Foundation, Hugh J.	2	10,000
Anonymous (2)	54	11,918,695
Aqua Foundation for Women	14	125,000
Arcus Foundation	149	17,354,896
ARIA Fpundation	6	80,000
Arizona Community Foundation	1	15,000
Asian Americans/Pacific Islanders in Philanthropy	7	270,000
Astraea Lesbian Foundation for Justice	201	2,075,752
Austin Foundation, Sidley	4	36,750
Babson Charitable Foundation, Susan A. & Donald P.	4	23,000
Babson Foundation, Paul and Edith	4	21,500
Bader Foundation, Helen	1	27,000
Baker Brook Foundation	2	6,750
Bastian Foundation, 'B. W.	42	838,000
Ben & Jerry's Foundation	1	15,000
Berks County Community Foundation	3	4,175
Bernstein Memorial Foundation, Morey	3	3,000
Bigelow Foundation, F.R.	1	15,000
Blachford-Cooper Foundation	9	40,400
Black & Fuller Fund, Harry S. & Allon	1	20,000
Black Tie Dinner	11	908,870
Blandin Foundation	1	2,500
Blowitz-Ridgeway Foundation	1	5,000
Blue Shield of CA Foundation	2	70,000
Bohemian Foundation	3	72,500
Bohnett Foundation, David	93	1,791,657
Booth Ferris Foundation	1	200,000
Boston Foundation	44	119,455
Boston Women's Fund	1	13,000
Bread and Roses Community Fund	8	28,900
Brooklyn Community Foundation	1	15,000
Brother Help Thyself	24	84,359

(continued on next page)

TOTAL GRANTS TOTAL DOLLARS

	TOTAL GRANTS	TOTAL DOLLARS
Brown Foundation	1	\$20,000
Cafritz Foundation, Morris and Gwendolyn	2	27,500
Calamus Foundation	4	117,500
California Community Foundation	19	274,474
California Endowment, The	5	149,000
California Wellness Foundation, The	1	5,000
Cameron and Jane Baird Foundation	2	35,000
Cape Cod Foundation, The	7	10,000
Capital Group Companies Charitable Foundation	22	23,610
Caruso Foundation, Frank and Ruth E	6	63,500
Center for Lesbian and Gay Studies	5	30,000
Chaiken Foundation, Donald and Carole	1	25,000
Charlesmead Foundation	1	3,333
Chicago Bar Foundation	1	5,000
Chicago Community Trust	12	202,950
Chicago Foundation for Women	9	65,000
Children of Lesbians and Gays Everywhere (COLAGE)	4	4,000
Chinook Fund	2	14,500
Chizen Family Foundation	1	1,000
Colin Higgins Foundation	3	30,000
Collins Foundation	2	32,000
Columbia Foundation	4	230,000
Columbus Foundation	14	38,200
Common Stream	1	40,000
Community Foundation for Greater Atlanta	7	57,850
Community Foundation for Greater Buffalo	1	2,000
Community Foundation for Greater New Haven	4	4,235
Community Foundation for Monterey County	1	851
Community Foundation for National Capital Region	7	83,260
Community Foundation for Sonoma County	1	8,500
Community Foundation for Southern Arizona	15	43,303
Community Foundation for the Fox Valley Region	2	12,500
Community Foundation of Broward	6	26,909
Community Foundation of Greater Fort Wayne	1	2,000
Community Foundation of Greater Greensboro	1	13,925
Community Foundation of Middle Tennessee	2	8,750
Community Foundation of Southeastern Michigan	47	325,615
Community Foundation of Western Massachusetts	1	5,000
Community Foundation of Western NC	5	32,800
Community Foundation Santa Cruz County	9	24,750
Community Foundation Serving Boulder County	13	58,000
Consumer Health Foundation	1	40,000
Crawford Idema Family Foundation	1	30,000
Cream City Foundation	25	47,725
Credo (formerly Working Assets)	1	61,579
Crossroads Fund	4	31,500

(continued on next page)

	TOTAL GRANTS	TOTAL DOLLARS
Cummings Foundation, Nathan	2	\$106,400
Currents of Change	1	30,000
Dallas Women's Foundation	1	7,500
Day Foundation, Doris & Victor	1	2,500
DeCamp Foundation, Ira	1	40,000
Dechman Foundation, David A.	5	86,000
Delaware Community Foundation	1	5,100
Delaware Valley Legacy Fund	14	62,160
Denver Foundation	3	37,000
Dobkin Family Foundation	3	20,000
Dominion Foundation	1	100
Donnelley Foundation, Gaylord and Dorothy	1	20,000
Dorot Foundation	1	35,000
Durfee Foundation	4	340,000
East Bay Community Foundation	8	26,615
Elizabeth Moore Charitable Trust	3	85,000
Elton John AIDS Foundation	25	2,049,480
Equity Foundation	218	139,142
Esmond Harmsworth 1997 Charitable Foundation	13	351,667
Espoir Foundation	1	2,500
Eychaner Foundation	13	109,393
Fels Fund, Samuel S.	3	15,500
Ford Foundation	31	8,540,000
Foundation for the Carolinas	12	67,000
Frameline	7	25,000
Freeman Foundation	8	111,000
Fry Foundation	2	92,000
Fund for Global Human Rights	24	365,836
Fund for Greater Hartford	1	10,000
Fund for New Jersey	2	90,000
Fund for Santa Barbara	5	34,000
Funding Exchange	19	175,000
Gamma Mu Foundation	11	52,600
Gannett Foundation	1	10,000
Geffen Foundation, David	19	412,080
General Mills Foundation	6	62,500
Gerbode Foundation, Wallace Alexander	3	55,000
Gill Foundation	122	7,573,300
Gilmore Foundation, Irving	1	25,000
Global Fund for Women	34	404,800
Gluck Family Foundation	1	5,000
Goldsmith Foundation, Horace W.	1	10,000
Greater Milwaukee Foundation	21	101,357
Greater Seattle Business Association	1	135,000
Greater Worcester Community Foundation	2	40,000
Guilford Green Foundation	12	29,400

(continued on next page)

	TOTAL GRANTS	TOTAL DOLLARS
Gund Foundation, George	1	\$10,000
Haas Fund, Walter and Elise	6	127,440
Haas Jr., Fund, Evelyn and Walter	53	7,993,000
Hagedorn Fund	1	20,000
Halcyon Hill Foundation	1	380,823
Haring Foundation, Keith	4	32,500
Hartford Foundation for Public Giving	8	194,500
Hawai'i People's Fund	1	10,000
Hayden Foundation, Charles	1	25,000
Haymarket People's Fund	3	17,600
Headwaters Fund for Justice	9	37,500
Heart & Hand Foundation	4	18,000
Heartland Alliance	7	670,683
Heinz Endowment	4	49,000
Helfgott-Renfroe Foundation	1	1,000
Hermes Foundation	5	20,172
Hewlett Foundation, William and Flora	1	75,000
HIV Young Leaders Fund	1	15,000
Hollyfield Foundation	11	61,500
Horizons Foundation	240	1,347,807
Hunt Foundation, Roy A.	1	5,000
Hyams Foundation	1	25,000
Hyde and Watson Foundation	2	15,000
Irvine Foundation, James	3	112,000
Jacobs Foundation, Carl	2	4,000
Jewish Communal Fund	8	209,220
Johnson Family Foundation	27	975,484
Kalamazoo Community Foundation	6	19,795
Kauffman Foundation, Muriel McBrien	1	15,000
Kellett Foundation, John Steven	2	1,075
Kemper Foundation, William T.	1	1,500
Kerr Foundation, William A.	7	73,828
La Crosse Community Foundation	4	10,150
Larsen Foundation, John	10	94,000
LEAGUE Foundation	7	12,500
Leeway Foundation	11	27,500
Legacy Heritage Fund Limited	1	7,600
Lesbian Health Fund	4	28,118
Levi Strauss & Co/Foundation	14	829,500
Levitt Foundation	1	2,000
Liberty Hill Foundation	47	747,311
Lily Auchincloss Foundation	2	20,000
M.A.C. AIDS Fund	6	555,000
MacArthur Foundation, John D. and Catherine T.	1	15,000
Macy's Foundation	31	249,379
Maine Community Foundation	7	39,559

(continued on next page)

	TOTAL GRANTS	TOTAL DOLLARS
Marcus Foundation, Grace & Alan	3	\$5,000
Marin Community Foundation	5	164,830
Mary's Pence	1	2,000
McCrinkle Foundation, Joseph F.	3	8,000
McKenzie River Gathering	3	26,925
McKnight Foundation	1	60,000
Meadows Foundation	1	58,000
Medtronic Foundation	2	1,430
Merck Family Fund	2	65,000
Mertz Gilmore Foundation	1	10,000
MetLife Corporate Giving Program	2	60,000
MetLife Foundation	1	25,000
Meyer Foundation, Eugene and Agnus E.	2	45,000
Meyer Memorial Trust	2	13,800
Miami Foundation (formerly Dade Community Foundation)	20	195,500
Minneapolis Foundation	13	55,200
Monell Foundation, Ambrose	2	50,000
Moonwalk Fund, Silva Watson	11	320,000
Morrow Foundation, Allan	1	70,000
Mossier Foundation, Kevin J.	11	377,000
Ms Foundation for Women	6	140,000
Mukti Fund	12	132,750
New Harvest Foundation	6	17,750
New Israel Fund	6	83,000
New Mexico Community Foundation	10	42,000
New Prospect Foundation	1	10,000
New York Community Trust	12	608,000
New York Foundation	4	175,000
New York Life Foundation	2	125,000
New York Women's Foundation	5	275,000
North Fork Women for Women Fund	1	10,000
North Star Fund	3	8,000
Northwestern Mutual Foundation	4	2,000
Oklahoma City Community Foundation	1	1,000
Open Meadows Foundation	5	5,250
Open Society Institute	14	2,189,500
Oregon Community Foundation	5	138,500
Otto Bremer Foundation	2	60,000
Overbrook Foundation	15	307,820
Palette Fund	9	850,500
Palm Foundation, Michael	1	50,000
Parsons Foundation, Ralph M.	1	1,000
Peace Development Fund	1	5,000
Peoples Gas and North Shore Gas Corporate Contributions	1	5,000
PFLAG National Scholarship Program	1	35,000
PFLAG/HATCH Youth Scholarship Foundation	1	90,000

(continued on next page)

	TOTAL GRANTS	TOTAL DOLLARS
PFund Foundation	17	\$97,500
Philadelphia Foundation	36	353,957
Phillips Family Foundation, Jay & Rose	13	335,500
Pittsburgh Foundation	1	3,600
PNC Foundation	2	40,000
Point Foundation	1	559,131
Polk Bros Foundation	6	270,000
Polo Ralph Lauren Foundation	1	83,298
Potlatch Fund	1	3,000
Pride Foundation	121	5,276,355
Proteus Fund	12	1,970,000
Pullman Charitable Trust, Nina Mason	2	95,000
Rainbow Foundation	7	70,000
Rapoport Foundation, The Paul	12	2,328,300
Rauch Family Foundation	2	3,500
Ravenswood Health Care Foundation	2	45,000
Reaugh Trust Fund, Ernest O.	6	12,000
Resist	6	14,500
Rhode Island Foundation	9	45,100
Richardson Fund, Anne S.	1	20,000
Robert Wood Johnson Foundation	1	40,000
Robins, Kaplan, Miller & Ciresi, L.L.P. Private Foundation	5	33,500
Roble Foundation, Joseph H. and Florence A.	2	28,750
Rochester Area Community Foundation	2	350
Rockefeller Brothers Fund	2	75,000
Rockwell Collins Charitable Corporation	2	20,000
Rose Community Foundation	2	30,000
Rose, Adam R. Foundation	1	10,000
Rosenberg Foundation	2	51,000
Rosenstein Foundation, Anita May	1	20,000
Saint Paul Foundation	2	37,000
Samara Foundation of Vermont	10	24,400
San Diego Foundation	4	4,650
San Diego Human Dignity Foundation	1	500
San Francisco Foundation	11	174,500
San Luis Obispo County Community Foundation	8	7,790
Sandy River Charitable Foundation	1	20,000
Santa Barbara Foundation	1	50,000
Santa Fe Community Foundation	7	23,000
Sawchuk Family Foundation	1	20,000
Seattle Foundation	7	127,000
Shack-Sackler Foundation	1	5,000
Shubert Foundation	1	15,000
Silicon Valley Community Foundation	2	15,000
Small Change Foundation	17	240,500
Snowden Foundation, Ted	18	417,000

(continued on next page)

	TOTAL GRANTS	TOTAL DOLLARS
Social Justice Fund Northwest	3	\$65,000
Soros Fund Charitable Foundation	1	22,500
Sparkplug Foundation	1	4,000
Starfish Group	1	25,000
Stonewall Community Foundation	154	446,314
Surdna Foundation	1	100,000
Susan G. Komen Foundation	13	556,705
Susan Stein Shiva Foundation	1	2,000
Terrell Charitable Trust, Randolph Querbes	3	2,750
The Generations Fund	2	2,500
Third Wave Foundation	6	110,000
Three Rivers Community Foundation	4	9,530
Threshold Foundation	1	156,013
Tides Foundation	87	3,136,142
Triangle Community Foundation	1	15,000
Tromblee Foundation	1	30,000
Tulsa Community Foundation	5	65,854
Tuohy Foundation, Walter and Mary	1	2,000
Tuttle Fund, Isaac	1	35,000
Two Sisters and a Wife Foundation	12	365,000
Tye Foundation, Martha Ellen	1	4,500
Unger Foundation, Aber D.	1	5,000
Unitarian Universalist Funding Program	7	46,800
Unitarian Universalist Veatch Program at Shelter Rock	4	195,000
Urgent Action Fund for Women's Human Rights	7	25,560
van Ameringen Foundation, H.	49	2,381,000
van Loben Sels/RembeRock Foundation	3	30,000
Verizon Foundation	22	177,525
Vermont Community Foundation	5	9,050
Vital Projects Fund	1	50,000
Walmart Foundation	1	150,000
Washington AIDS Partnership	5	160,000
Washington Area Women's Foundation	3	30,000
Weeden Foundation	3	15,000
Weinberg Foundation, Harry and Jeanette	1	660,000
Weingart Foundation	2	162,500
Wells Fargo Foundation	138	1,900,423
Williams, Reid Foundation	2	50,000
Women's Foundation of California	6	127,500
Women's Foundation of Minnesota	3	130,000
Women's Fund of Miami-Dade County	1	5,000
Women's Funding Alliance	1	10,000
Women's Way	1	10,000
Women's Fund of Greater Milwaukee	3	3,000
Z. Smith Reynolds Foundation	1	35,000



FUNDERS FOR
LGBTQ
ISSUES

116 East 16th Street, 7th Floor

New York, NY 10003

Tel 212-475-2930

Fax 212-475-2532

www.lgbtfunders.org

www.lgbtraciaequity.org